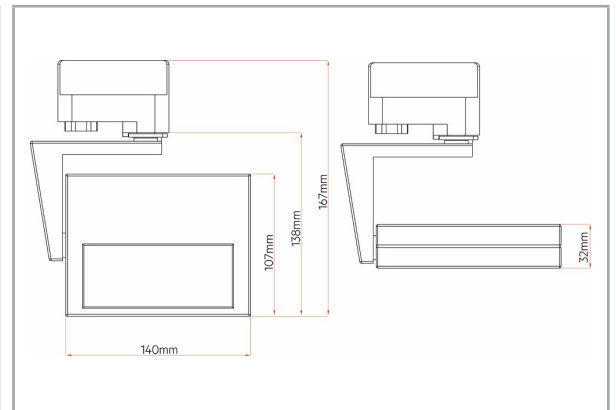


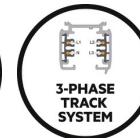
## TRACK LIGHT SERIES IV

TL4-A140 | 3-Phase Track Light - Wall Washer - 13 W - 1425 lm



### COMPLIANCE

EN55015 | EN60598  
EN62031 | EN62471



## PHYSICAL CHARACTERISTICS

|                         |                        |
|-------------------------|------------------------|
| INSTALLATION            | Rail Mounted           |
| CUT-OUT SIZE            | n/a                    |
| DEPTH/HEIGHT            | 154 mm                 |
| LENGTH                  | 140 mm                 |
| WIDTH/DIAMETER          | Ø 32 mm                |
| CEILING THICKNESS RANGE | n/a                    |
| FIXING SYSTEM           | 3-Phase Track Adapter  |
| ADJUSTABILITY           | Tilt 90° / rotate 355° |
| IP-RATING               | IP20                   |
| IK-RATING               | IK02                   |
| FIXTURE MATERIAL        | Die-Cast Aluminium     |
| STANDARD FINISH         | RAL 9010 Pure White    |
| FINISH TYPE             | Powder Coating         |

## ELECTRIC / PHOTOMETRIC DATA

|                                |                           |
|--------------------------------|---------------------------|
| LIGHT SOURCE                   | Chip-on-Board             |
| CHROMATICITY TOLERANCE         | 3-Step MacAdam            |
| INPUT CURRENT                  | 350 mA                    |
| NOMINAL POWER                  | 12,3 W                    |
| NOM LUMINOUS FLUX              | 1487 lm                   |
| NOMINAL EFFICACY               | 121 lm/W                  |
| SYSTEM POWER                   | 13,4 W                    |
| LUMINAIRE LUMINOUS FLUX        | 1425 lm                   |
| SYSTEM EFFICACY                | 106 lm/W                  |
| COLOR RENDITION OPTIONS        | Ra 80 / 97                |
| COLOR TEMPERATURE OPTIONS      | 2700 K / 3000 K / 4000 K  |
| BEAM ANGLE OPTIONS             | WFL                       |
| GLARE CONTROL                  | UGR < 22                  |
| CUT-OFF ANGLE                  | n/a                       |
| STANDARD DRIVER (non-dimmable) | Tridonic # 87500448       |
| DIMMING OPTION(S)              | Switchable (non-dimmable) |
| DIMMABLE-DRIVER(S)             | n/a                       |

## MISCELLANEOUS SPECIFICATIONS

|                        |                |
|------------------------|----------------|
| ENERGY CLASS           | A+             |
| MAINS VOLTAGE          | 220-240 V AC   |
| FREQUENCY              | 50/60 Hz       |
| SAFETY CLASS           | I              |
| ENVIRONMENTAL TEMP.    | -20°C / +65°C  |
| RATED SERVICE LIFE (h) | 50.000 L80 B10 |
| WARRANTY               | 5 years        |

\* Given data applies to 3000 K Version. Correction Factor: 2700 K = 0,97 / 4000 K = 1,03

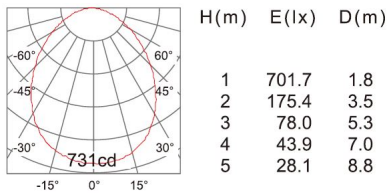
## TRACK LIGHT SERIES IV

TL4-A140 | 3-Phase Track Light - Wall Washer - 13 W - 1425 lm

### DRIVER OPTIONS / SPECIFICATIONS

| DRIVER (Brand / OEM #) | TYPE / DIMMING OPTIONS    | DIMENSIONS (L x W x H) | OUTPUT POWER | OUTPUT CURRENT | POWER FACTOR | EFFICIENCY (%) | RIPPLE CURRENT | NOMINAL LIFETIME |
|------------------------|---------------------------|------------------------|--------------|----------------|--------------|----------------|----------------|------------------|
| Tridonic # 87500448    | Switchable (non-dimmable) | 97 x 43 x 22.5 mm      | 15 W         | 350 mA         | 0.90         | 83%            | 15%            | 50.000h          |

### PHOTOMETRICS



### OPTIONS / ACCESSORIES

n/a

### PRODUCT / ITEM CODE SELECTION TABLE

| QUICK REF. | PRODUCT        | VERSION     | CUT-OUT      | CCT    | OUTPUT  | CRI    | BEAM       | DRIVER                  | LUMINAIRE FINISH    |
|------------|----------------|-------------|--------------|--------|---------|--------|------------|-------------------------|---------------------|
| TL4-A140   | TRACK LIGHT IV | WALL WASHER | 140 X 107 mm | 2700 K | 1375 lm | Ra80   | WIDE FLOOD | SWITCHABLE non-dimmable | PURE WHITE RAL 9010 |
|            |                |             |              | [ 27 ] |         |        |            |                         |                     |
|            |                |             |              | 3000 K | 1425 lm |        |            |                         |                     |
|            |                |             |              | [ 30 ] |         |        |            |                         |                     |
|            |                |             |              | 4000 K | 1475 lm |        |            |                         |                     |
|            |                |             |              | [ 40 ] |         | [ 80 ] | [ WFL ]    | [ 1 ]                   | [ 01 ]              |

Wattage and lumen values may vary by +/- 10% due to thermal effects, driver losses, output current tolerances and voltage variations. Technical specifications are subject to change without notice.